


● Big dot




● Small dot



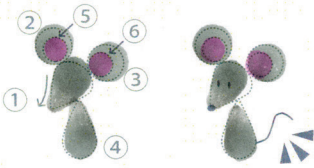
● Droplet After placing the nib, move the pen while relaxing.

Tip Don't stop your pen, move it quickly.

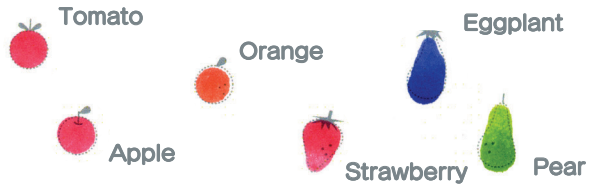


Tip Rotate the paper so that it is easier to draw for you.



● Illustration



By using fine tip, add eyes, nose and tail.



● Decorative dividers



Let's make a message card!

● Decorate the areas inside the ○ and ♥ frames using dot tip and fine tip.

● Trace the letter and complete it!



◀ For more information

▼ Let's post your artworks!

#cleancolordot

