



# Silhouette clear stamps



(73x102mm)

These small (A7) silhouette stamps are easy to use by themselves - or combine them to make a unique scenery. You can also use these stamps together with one of the masks from series SL-ES-MASK28-31 for more depth in your creations!

Already released in March!



# Masks

Already released in March!

These mask stencils are usable in many different ways. The mandalas (18x18cm) can be used for doodling and coloring, or they can serve as a background for your art journal page or other projects. All other mask stencils from this series are size A5 (148x210mm), therefore they are easy to use on many different page sizes. The spring backgrounds can be combined with clear silhouette stamps (series SL-ES-STAMP22-29) to create extra depth in your creations, but can also be used by themselves for a unique background.



(148x210mm)



(180x180mm)



# Essentials

By Jolanda de Ronde

## Clear stamps



(150x210mm)

A5 Stamps with grungy and baroque elements. Perfect for all your mixed media projects and backgrounds. These sets contain all kind of texts, backgrounds and elements. For example: the 2 ticket strips can be used as a cut out element on a project.

## Masks



(150x210mm)

A5 Masks with background patterns and grungy elements. These masks have a grungy look but still have a lot of baroque and classical elements. You can use small pieces of the masks to make a mixed background or use the whole page as a statement background.

# Essentials

Cutting Sheets



(210x297mm)

# Essentials

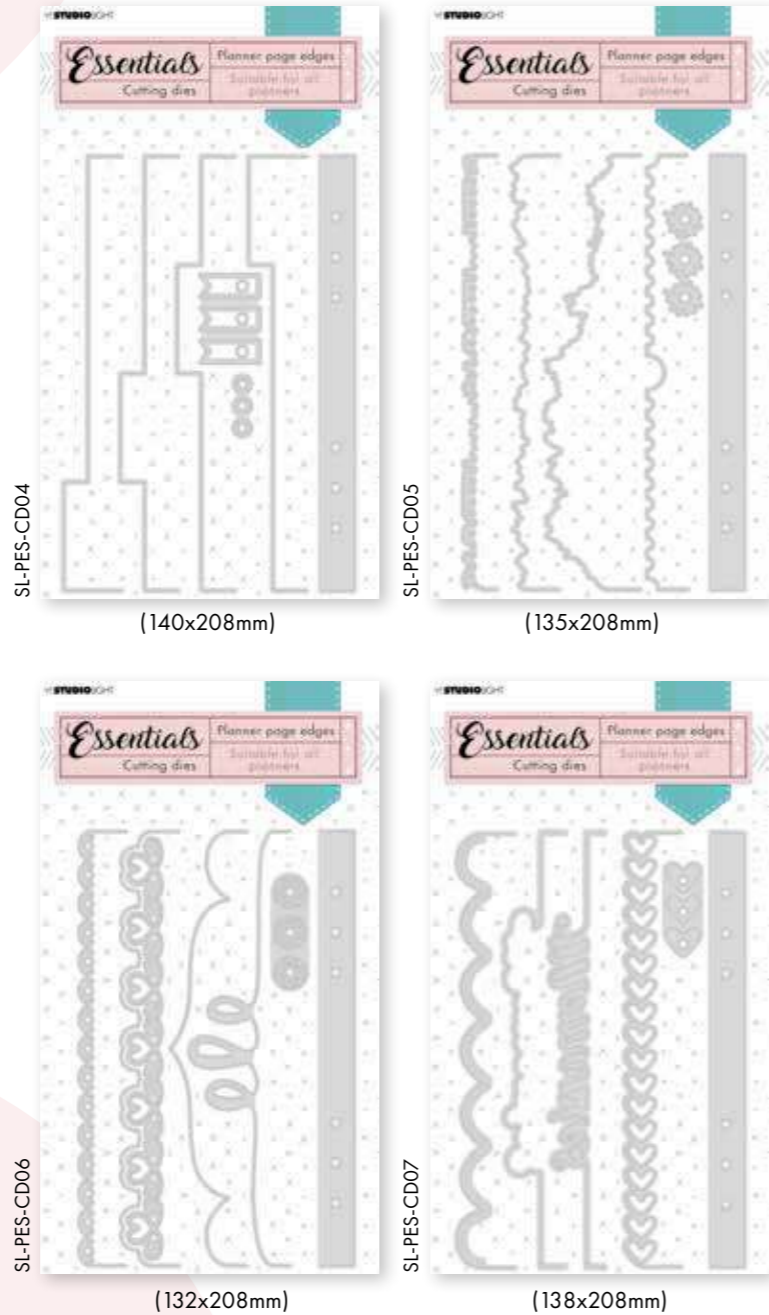
Planner collection

Planner essentials  
All products to make  
a perfect planner

## Planner pages

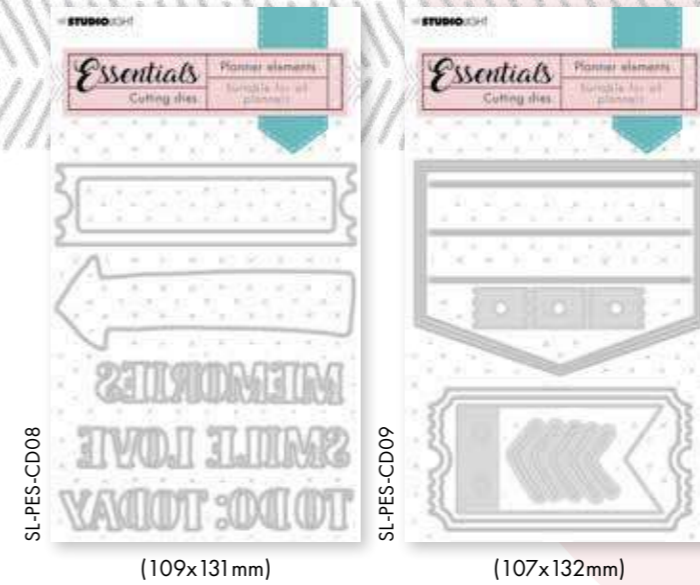


## Cutting dies

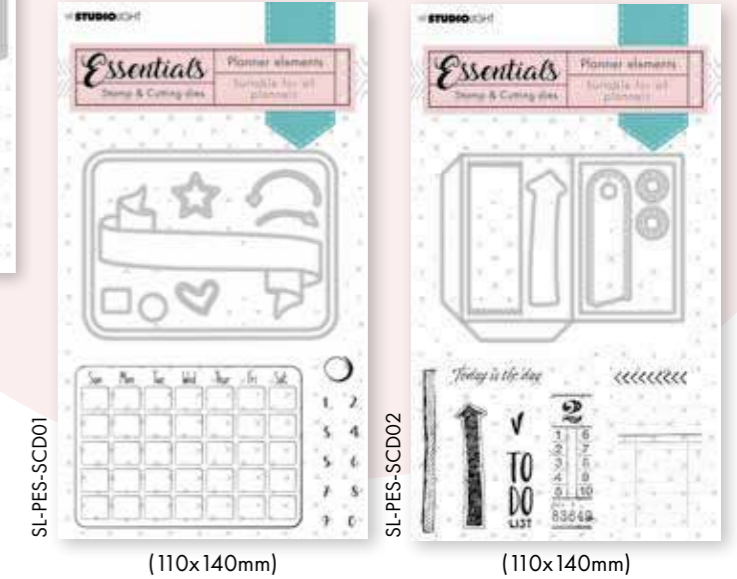


Planner page edge dies. These dies are very usable to make different edges to your planner pages. You can use them for our square planners and our A5 planners. These edges are also great for layering your pages in different depths or for card making.

## Cutting dies



## Stamp & cutting die



Combine this new planner collection with the planners of our previous collection, PLANNERSL 01 & 02

These planner stamp & die-cuts are great for pimping up your planner pages. There is a month planner, labels with days, to do labels, frames and a pocket.



# Essentials

Planner collection

Planner essentials  
All products to make a perfect planner

## Scrap

(305x305mm)



## Clear stamps



Planner stamps with bigger texts, numbers and corners to make a statement in your planner.

## Cutting dies



(134x138mm)

The first instant film photo frame has 2 options:  
1. Use the window frame as an element on your work (journal, planner, card)  
2. Stick the label behind the frame and use it as a gift tag.



(142x134mm)

This cutting die can be used in a lot of possible ways. There are planner holes and a label hole included so you have the choice of what top you want to make. With the extra label top you can slide the card or photo out of the pocket.



(143x127mm)

This label cutting die comes with a pocket label and a separate label you can use to hold your tiny artwork, gift card or instant film photo.



(134x133mm)

With this cutting die you can make your own tiny journal or instant film photo book. With the separate holes you can also include your tiny journal in your planner.



Cutting dies

**SL-ES-CD14**  
(142x202mm)  
Center step card shape with ticket edges. Simply fold the card like the picture on the left and glue the extra layers on top of the back card.

**SL-ES-CD15**  
(122x202mm)  
Building block card shape with 3 steps. Simply fold the card like the picture below and glue the extra layers on top of the back card.

**SL-ES-CD16**  
(142x202mm)  
Slider card shape. Cut the basic shape with the slider window in the middle of the stitches. Glue the back card on the inside and the slider.

**SL-ES-CD17**  
(142x202mm)  
Oval zig-zag card shape. Simply fold the card like the picture on the right and glue the extra layers on top of the back card.

**Essentials**  
Planner collection

Planner essentials  
All products to make a perfect planner

**SL-PES-PLAN01**  
(240x230mm)

**SL-PES-PLAN02**  
(240x230mm)

There are two new square planner covers which come with a ziplock pocket. The pages are available in a separate set SL-PES-PLP02. These pages are 205x205mm and come in white, kraft and black. There are 10 sheets of each color in the sets.

**SL-PES-PLP02**  
20,5x20,5cm pages  
planned white and black paper and kraft brown paper


10 of each color

# Another Love Story

## Masks



SL-ALS-MASK01



SL-ALS-MASK02

(120x160mm)

To use on the backgrounds of all your crafty projects. If you're more into roses, you can choose the SL-ALS-MASK01.




## Cutting dies



SL-ALS-CD01

(105x148mm)



SL-ALS-CD02

(105x148mm)



SL-ALS-CD03

(130x223mm)

A variety of romantic and sweet cutting dies. With these cutting dies it is easy to create stunning cards in no time. As you can see in the example the envelope die is perfect for making small cards.

## Clear stamps



SL-ALS-STAMP01



SL-ALS-STAMP02



SL-ALS-STAMP03



SL-ALS-STAMP04

(105x148mm)

Flowers, phrases to wish someone a happy birthday, a pretty bird and other embellishments that speak to your creative style.



## Washi tape

(47x77mm)



SL-ALS-WASH01



SL-ALS-WASH02

ROMANTIC ROSES

PINK BUTTERFLIES

Great for embellishment. To use alone, layer or mix and match with other craft products to create anything you can imagine.



SL-ALS-MPP01

**Content:**  
30,5 x 30,5 cm (12"x12")  
- 6x Double-sided design papers - 3x Glitter sheets - 2x Vellum sheets - 1x Die-cut sheet - 2x Label sheets

This Paper stack will be a delight to craft with. It's full of delicate butterflies and floral bloom designs. So many possibilities you hardly know where to start...





Are you a real stamper?  
Then chances are that you want  
the best quality stamps.  
ART BY MARLENE has a range of high end  
rubber cling stamps. These stamps can be  
used with or without an acrylic block or  
stamp platform to aid in stamping.  
Cling rubber stamps makes stamping  
sharp intricate lines super easy.  
Add these beauties to your collection  
and join the whimsical world of  
ART BY MARLENE.

Cling stamps



(100x120mm)

Paper pad



(203x203mm)

Grab this arty paper pad and  
make crafting easy! These pre-made mixed media  
backgrounds give you the perfect base to create  
many arty paper projects! ART BY MARLENE has  
created these 170gsm heavyweight cardstock back-  
grounds to give your projects that arty touch, without  
getting your hands dirty. These could also be  
combined with paints, mediums or with her many  
cutting dies. Craftiness is Happiness!



Clear stamps



(148x210mm)

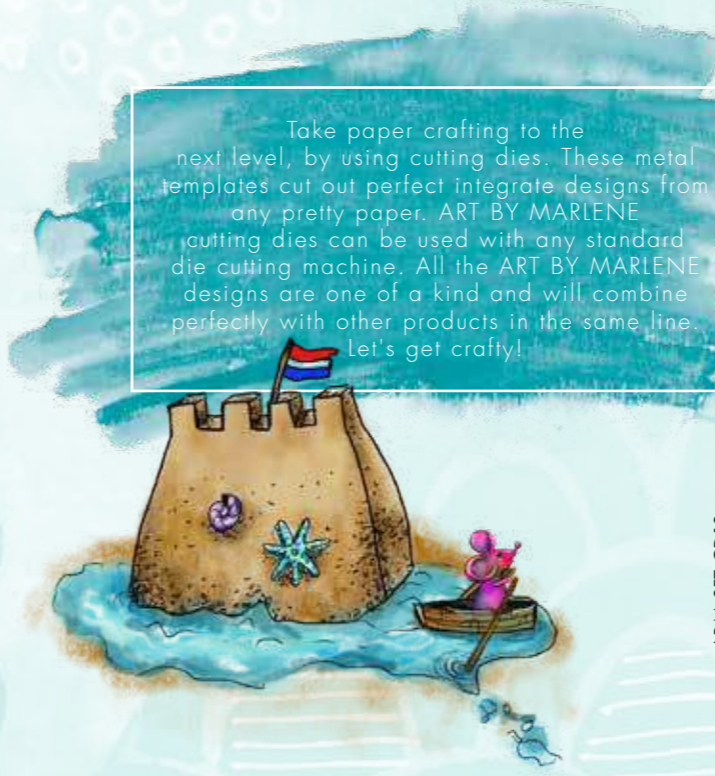
ART BY MARLENE brings you high quality clear stamps, for all your paper crafting.  
Clear stamps are always used with either an acrylic block or a stamp platform.  
These quirky stamps are all one of a kind hand drawn designs by Marlene herself.  
Welcome to the world of ART BY MARLENE.

Cutting dies

Take paper crafting to the  
next level, by using cutting dies. These metal  
templates cut out perfect integrate designs from  
any pretty paper. ART BY MARLENE  
cutting dies can be used with any standard  
die cutting machine. All the ART BY MARLENE  
designs are one of a kind and will combine  
perfectly with other products in the same line.  
Let's get crafty!



(100x160mm)



ABM-SFT-PP03

ABM-SFT-CD18

ABM-SFT-CD19





Rice paper



ABM-SFT-RICE13

ABM-SFT-RICE14

ABM-SFT-RICE15

ABM-SFT-RICE16

(210x297mm)

Embrace the possibilities of rice paper. ART BY MARLENE has created gorgeous whimsical rice paper designs for you, to use in all of your projects. Use this ultra thin paper by decouping it on with a clear gel/matte medium. You can choose to use the whole image or parts of the design. Let your imagination go wild.

Die-cut block



ABM-SFT-DCB02

(203x203mm)

This BEST SELLER is the perfect addition to any paper crafter's stash! ART BY MARLENE designs these gorgeous whimsical elements to brighten the darkest days! The Paper Elements are press out (pre-cut) designs. Each block contains 20 sheets; two sheets of 10 different designs. Join the whimsical world of ART BY MARLENE!



Masks



ABM-SFT-MASK08

ABM-SFT-MASK09

ABM-SFT-MASK10

ABM-SFT-MASK11

(200x200mm)

ART BY MARLENE is well known for her playful stencil and mask designs. These can be combined endlessly with different techniques and mediums. Try it with acrylic paint, alcohol ink, pan pastel, spray paint, watercolor or on your gel plate. For inspiration join her ART BY MARLENE CREATIVES group on facebook. Here you can not only follow her creative inspirator's projects, but you can also share the art you created using her playful designs.

Cling stamp



ABM-ES-STAMP17

(148x210mm)

BACK IN STOCK!



Stamp press

SPSL01 - 160x160cm



A rose to say  
you are sweet

SPMSL01 - set of 2



Clear stamps



SL-ES-STAMP57



SL-ES-STAMP58

(148x210mm)



These flower stamps come in two sizes; A5 and A6. SL-ES-STAMP57-58 are detailed, intricate flowers while SL-ES-STAMP59-60 are a bit easier to color. The back of the insert shows an example of how to color the flowers, but they can be used however you like!



SL-ES-STAMP59




SL-ES-STAMP60

(105x148mm)


# Paper pads

(148x210mm)


Essentials paper pads with beautiful bright, pastel, natural and Christmas colors. A typical basic product that you can use for anything.



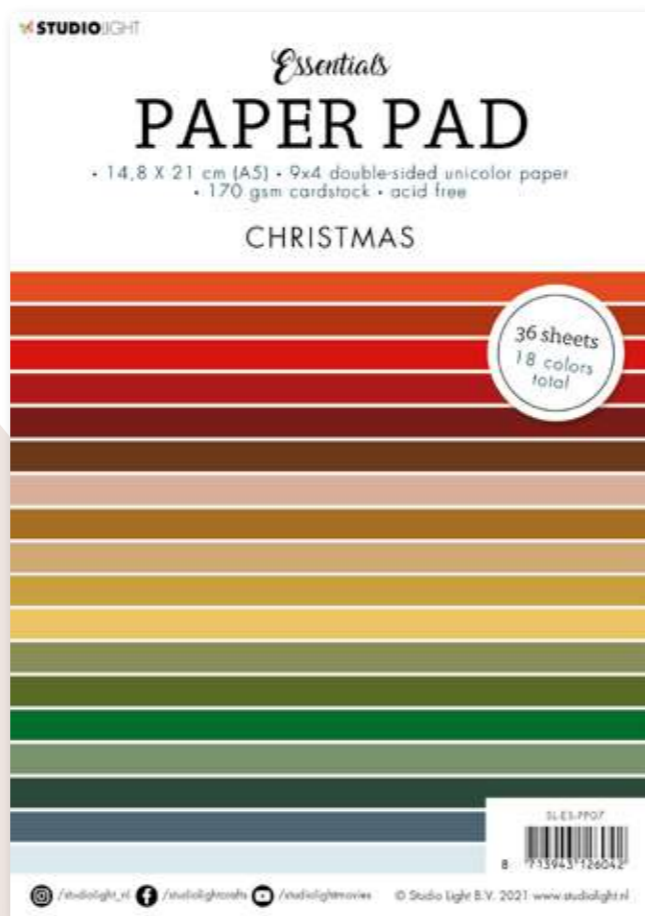
SL-ES-PP04



SL-ES-PP05



SL-ES-PP06





SL-ES-PP07

# Cutting dies



SL-ES-CD40


(105x148mm)



SL-ES-CD41

(105x148mm)


With these two A6 alphabets you can make all the words you want to write on your projects. Both alphabets have a back layer to give your texts more body.





This Artist's Atelier collection combines the Grunge style with card making and building up your planner or art journal.

Masks



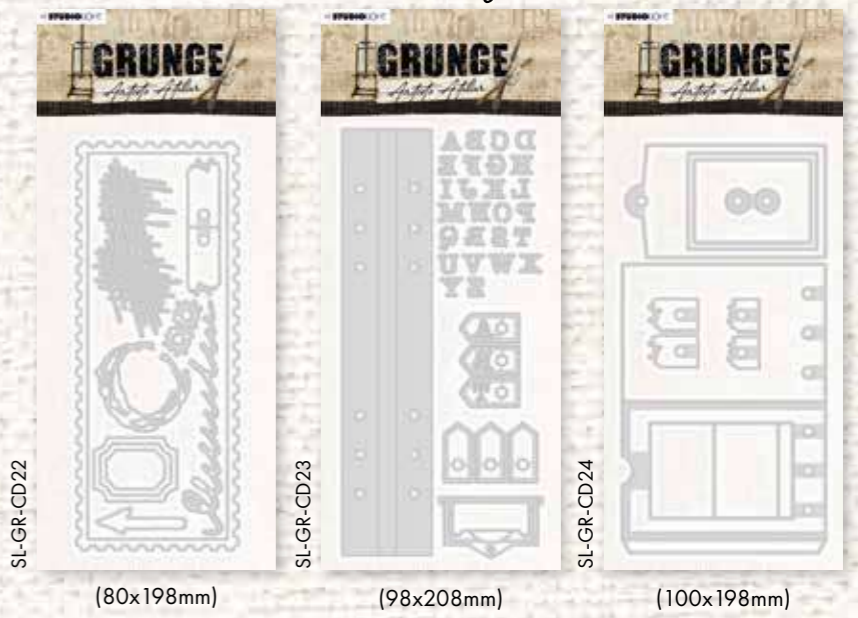
There are four A5 stamps with separate elements like backgrounds, texts and images, which you can use to build up your artwork. Combine these with the four A5 masking stencils to complete your backgrounds.

Clear stamps



With the four cutting dies sets you can make a slimline card, art journals, slider pocket for in your planner or a planner page. All these cutting dies are made to be able to combine them into one grungy art journal or planner with a lot of extra elements.

Cutting dies




Washi tape



To complete your project we have two sets of washi tapes with artsy texts and background patterns.

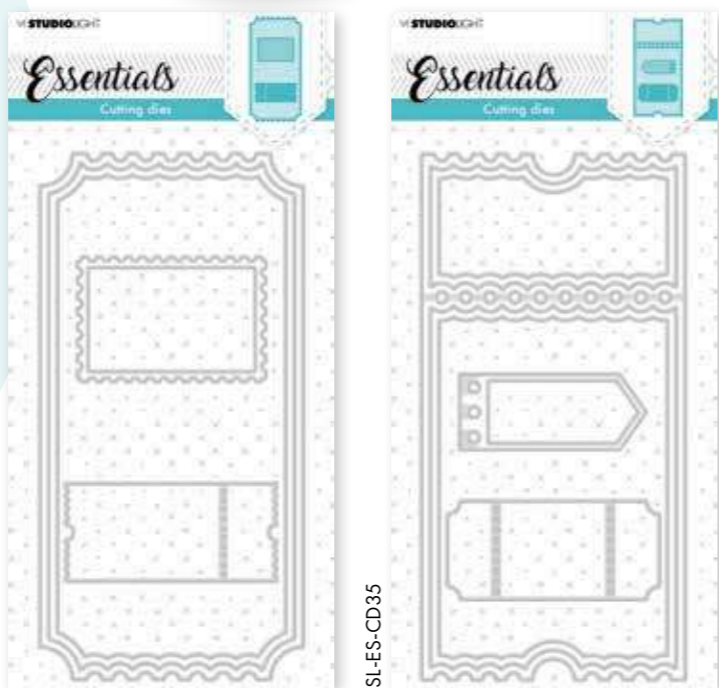
*Slimline cutting dies*



(105x210mm)



All these Essentials slimline cutting dies are 21x10,5cm and come with extra small shapes to complete the base of your card. Later this year there will be envelope cutting dies available so you have a perfect size envelope for this new size card shape.



(105x210mm)

<i>Essentials</i> Planner collection	Planner essentials
	All products to make a perfect planner



(180x232x33mm)

This new matte black A5 planner comes with 10 white pages and a ziplock pocket. For this size the pages are 145x205mm and also available in a paper set with the white, kraft and black paper (SL-PES-PLP01). There are 10 sheets of each color in the sets.



Together with this planner we will release these binding studs. You can screw them open and put your pages or tags inside. You can stack multiple pages over the stud and screw the top back on the bottom.



(set of 12)



(set of 12)



(set of 12)



(set of 12)


Bind your crafts together with these binding studs



Cutting dies

# GRUNGE

COLLECTION



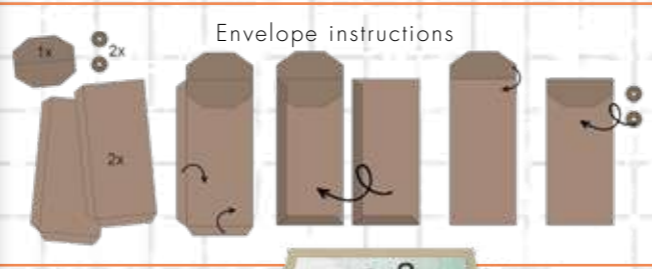
SL-GR-CD26

(97x225mm)

SL-GR-CD27

(120x245mm)

These 2 sets of dies contain a card shape and an envelope with an extra cardshape. Inside these card shapes are a lot of extra grunge elements you can play with on your projects. Above the inlays you can see an instruction of how to put the envelope together. The slimline card shapes are 9,7x22,5cm and the folded envelope is 10,9x23cm. All our Grunge collection slimline card shapes fit inside this envelope.



Masks



SL-GR-MASK16

SL-GR-MASK17

SL-GR-MASK18

SL-GR-MASK19

(148x210mm)

A5 masking stencils with backgrounds and grunge elements.

Clear stamps



SL-GR-STAMP34

SL-GR-STAMP35

SL-GR-STAMP36

SL-GR-STAMP37

(52x148mm)

SL-GR-STAMP38

SL-GR-STAMP39

SL-GR-STAMP40

SL-GR-STAMP41

(74x210mm)



Like our earlier Grunge collections we have 3 different sizes of stamps with all kinds of themes. The long A6 and A5 stamps fit the slimline dies also available in this collection. There is one new shape stamp in this collection and that is the poppy and bees stamp in SL-GR-STAMP42. This one is just as high as the A5 longer stamps only it has a corner in the top of the stamp which gives it new ways you can use it in your projects.



SL-GR-STAMP42

SL-GR-STAMP43

(148x210mm)



Jenine's Mindful Art collection

New Awakening

New Awakening is the newest Jenine's Mindful Art collection, in a new vintage theme and fresh color scheme.

### Cutting dies



JMA-NA-CD20

(102x198mm)

JMA-NA-CD21

(91x134mm)



### Clear stamps



JMA-NA-STAMP18

JMA-NA-STAMP19



JMA-NA-STAMP20

JMA-NA-STAMP21

(105x148mm)

### Journal



JMA-NA-JOUR01

(160x140mm)  
(paper 120 x 120 mm)

A new kraft journal in a smaller size has been added to the collection. The small mandala masks fit perfectly on these pages!

### Masks



JMA-NA-MASK03

JMA-NA-MASK04

JMA-NA-MASK05

(110x220mm)



JMA-NA-MASK06

(148x210mm)



JMA-NA-MASK07

(210x297mm)



There are six regular scrap papers. The seventh paper has twelve small rectangular designs and the eighth is filled with separate elements that fit the collection.

### Scrap



JMA-NA-SCRAP33

JMA-NA-SCRAP34

JMA-NA-SCRAP35

JMA-NA-SCRAP36

JMA-NA-SCRAP37

JMA-NA-SCRAP38

JMA-NA-SCRAP39

JMA-NA-SCRAP40

(305x305mm)



Paper pad

Sticker pad



(203x203mm)



(203x203mm)



(105x148mm)

Mixed paper pad

All three paper pads are 8x8 inch (20,3x20,3cm). JMA-NA-MPP02 contains element sheets and six vellum sheets!

Die-cut block



(203x203mm)



(148x210mm)

The die-cut blocks have been replaced by one bigger A5 block, which gives you more color variations instead of double pages.

Rice paper

(210x297mm)



JMA-NA-RICE01



JMA-NA-RICE02



JMA-NA-RICE03



JMA-NA-RICE04



JMA-NA-RICE05



JMA-NA-RICE06

Out of the twelve rice papers, six of them correspond with the patterns from JMA-NA-PP01.



JMA-NA-RICE07



JMA-NA-RICE08



JMA-NA-RICE09



JMA-NA-RICE10



JMA-NA-RICE11



JMA-NA-RICE12







[www.studiolight.nl](http://www.studiolight.nl)



[/studiolight\\_nl](https://www.instagram.com/studiolight_nl)



[/studiolightcrafts](https://www.facebook.com/studiolightcrafts)



[/studiolightmovies](https://www.youtube.com/studiolightmovies)



[/studiolight](https://www.pinterest.com/studiolight)



**STUDIO**LIGHT  
PARTNERS IN CREATIVE CRAFTS

Studio Light B.V.  
Achterdorpstraat 12  
3772 BV Barneveld  
T - 0031 342-422911  
[info@studiolight.nl](mailto:info@studiolight.nl)  
[www.studiolight.nl](http://www.studiolight.nl)

